



**Model 14 Exradin Microchamber, 0.009 cc**  
**Model 14P Exradin Parallel Plate Microchamber, 0.002 cc**  
**Model A14SL Slim- Line Exradin Microchamber, 0.009 cc**

**For assessing pinpoint radiation fields for orthovoltage, x- rays and stereotactic, and superficial skin therapy.**



- Axial symmetric design, homogenous construction, and complete guarding for uniform field lines.
- Extremely small volumes allow for exceptional spatial resolution and exact pinpoint characterization of a small area of the beam and beam profile measurements in a water phantom.
- Inherently waterproof construction.
- Uniform isotropic response on cylindrical axis measuring volume.
- Two separate stem pieces of 10.1 cm and 12.7 cm can be coupled together for easy mounting.
- The Model A14SL stem keeps the entire chamber with stem only 0.64 cm in diameter. Venting is allowed through the triaxial connection cable.

|  |       |         |   |       |                   |
|--|-------|---------|---|-------|-------------------|
| <b>Centroid of Collecting Volume (from tip of shell)</b> | 14    | 2.0 mm  | <b>Collector Diameter</b>                     | 14    | 1.5 mm x 0 length |
|  | 14P   | 1.5 mm  |   | 14P   | 1.5 mm x 0 length |
|  | A14SL | 2.0 mm  |   | A14SL | 1.5 mm x 0 length |
| <b>Outside Diameter Sensitive Region</b>                 | 14    | 6.0 mm  | <b>Wall Thickness</b>                         | 14    | 1.0 mm            |
|  | 14P   | 6.0 mm  |   | 14P   | 1.0 mm            |
|  | A14SL | 6.25 mm |   | A14SL | 1.1 mm            |
| <b>Nominal Leakage</b> <10 -15 amps                      |       |         | <b>Maximum Polarizing Voltage</b> <1000 volts |       |                   |

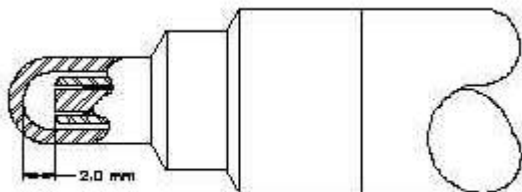
## EXRADIN MICROCHAMBER IONIZATION CHAMBERS

### Microchamber

#### Model A14 or T14

Collecting Volume: 0.009 cm<sup>3</sup>

Nominal Calibration Factor: 365 R/nC (TG-21)



**Centroid of Collecting Volume:** approx. 2.0 mm from tip of shell

**Outside Diameter of Shell Collecting Volume:** 6.0 mm

**Collector Diameter:** 1.5 mm x zero length

**Shell Wall Thickness:** 1.0 mm

**Shell, Collector and Guard Material:**

A14 – Shonka Air-Equivalent Plastic C552

T14 – Shonka Tissue-Equivalent Plastic A150

**Stem:** 12.7 mm OD black phenolic two-piece 10.0 cm + 12.7 cm long; removable; others available upon request

**Waterproof:** Yes, as furnished; no sheath required

**Venting:** Through Tygon .PVC tubing secured to chamber body and running the full length of the triaxial cable; cable is inside tubing.

(Gas-Flow provision is only available as an additional accessory.)

**Buildup Caps Available:** Co-60 thickness; same material as chamber shell; others available upon request

**Options:** CRS stem; RSVP Phantom adaptation; Gas-Flow ability

## OPERATIONAL SPECIFICATIONS

**Connector:** Triaxial BNC Male and protective cap connected by chain (standard); others available upon request

**Nominal Inherent Leakage Currents:**  $10^{-15}$ A

**Maximum Polarizing Potential:** 1000 V

**Temperature Range:** -15 – 50 °C

**Triaxial Cable:** 1.5 m long; 50 ohms; 29 pF/ft

**Humidity Range:** 10-80%, non-condensing

**Nominal Collection Efficiency:** 100%

**Pressure:** 600 to 800 mm Hg

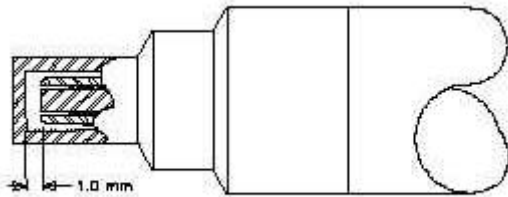
# EXRADIN MICROCHAMBER IONIZATION CHAMBERS

## Planar Microchamber

### Model A14P or T14P

Collecting Volume: 0.002 cm<sup>3</sup>

Nominal Calibration Factor: 1430 R/nC (TG-21)



**Centroid of Collecting Volume:** 1.5 mm from tip of shell

**Outside Diameter of Shell Collecting Volume:** 6.0 mm

**Collector Diameter:** 1.5 mm x zero length

**Window Thickness:** 1.0 mm

**Window-Collector Gap:** 1.0 mm

**Shell, Collector and Guard Material:**

A14P – Shonka Air-Equivalent Plastic C552

T14P – Shonka Tissue-Equivalent Plastic A150

**Stem:** 12.7 mm OD black phenolic two-piece 10.0 cm + 12.7 cm long; removable; others available upon request

**Waterproof:** Yes, as furnished; no sheath required

**Venting:** Through Tygon .PVC tubing secured to chamber body and running the full length of the triaxial cable; cable is inside tubing. (Gas-Flow provision is only available as an additional accessory.)

**Buildup Caps Available:** Co-60 thickness; same material as chamber shell; others available upon request

**Options:** CRS stem; RSVP Phantom adaptation; Gas-Flow ability

## OPERATIONAL SPECIFICATIONS

**Connector:** Triaxial BNC Male and protective cap connected by chain (standard); others available upon request

**Nominal Inherent Leakage Currents:**  $10^{-15}$ A

**Maximum Polarizing Potential:** 1000 V


**Temperature Range:** -15 – 50 °C

**Triaxial Cable:** 1.5 m long; 50 ohms; 29 pF/ft  
**Humidity Range:** 10-80%, non-condensing  
**Nominal Collection Efficiency:** 100%  
**Pressure:** 600 to 800 mm Hg

## EXRADIN MICROCHAMBER IONIZATION CHAMBERS

### Slimline Microchamber Model A14SL

Collecting Volume: 0.009 cm<sup>3</sup>  
Nominal Calibration Factor: 365 R/nC (TG-21)



**Centroid of Collecting Volume:** approx 2.1 mm from tip of shell

**Outside Diameter of Shell Collecting Volume:** 6.25 mm

**Collector Diameter:** 1.5 mm x zero length

**Shell Wall Thickness:** 1.1 mm

**Shell, Collector and Guard Material:**

A14SL – Shonka Air-Equivalent Plastic C552

**Stem:** 6.4 mm OD aluminum one-piece 10.1 cm long; not removable

**Waterproof:** Yes, as furnished; no sheath required

**Venting:** Through triaxial cable; no gas flow provision

**Buildup Caps Available:** Co-60 thickness of C552; others available upon request

**Options:** None available

#### OPERATIONAL SPECIFICATIONS

**Connector:** Triaxial BNC Male and protective cap connected by chain (standard); others available upon request

**Nominal Inherent Leakage Currents:** 10<sup>-15</sup>A

**Maximum Polarizing Potential:** 1000 V

**Temperature Range:** -15 – 50 °C

**Triaxial Cable:** 1.5 m long; 50 ohms; 29 pF/ft

**Humidity Range:** 10-80%, non-condensing

**Nominal Collection Efficiency:** 100%

**Pressure:** 600 to 800 mm Hg

---

© Elimpex-Medizintechnik, Spechtgasse 32, A-2340 Moedling, Austria  
phone +43-2236-410450  
fax +43-2236-410459

---

